




Panattoni Park Cheb East



Panattoni Park Cheb East

BUILDING A

AVAILABLE

18,200 sq m

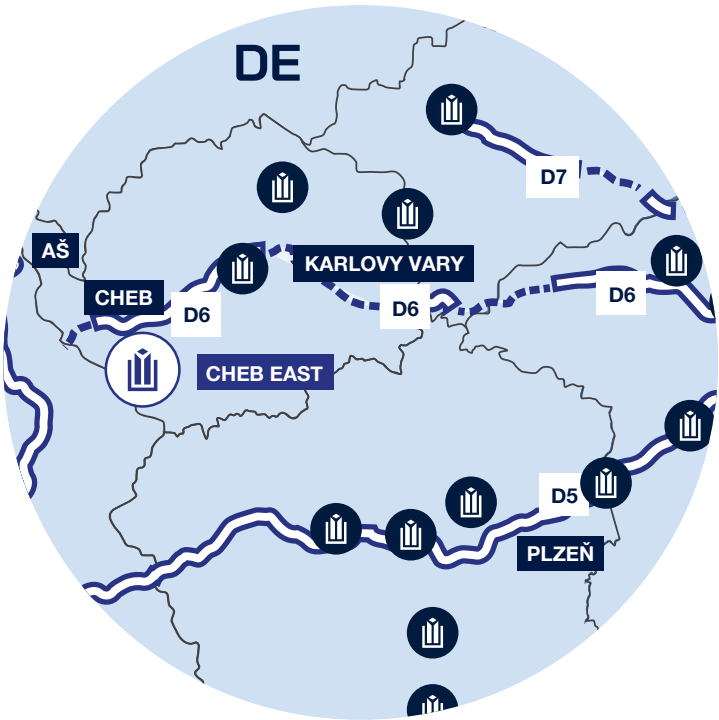
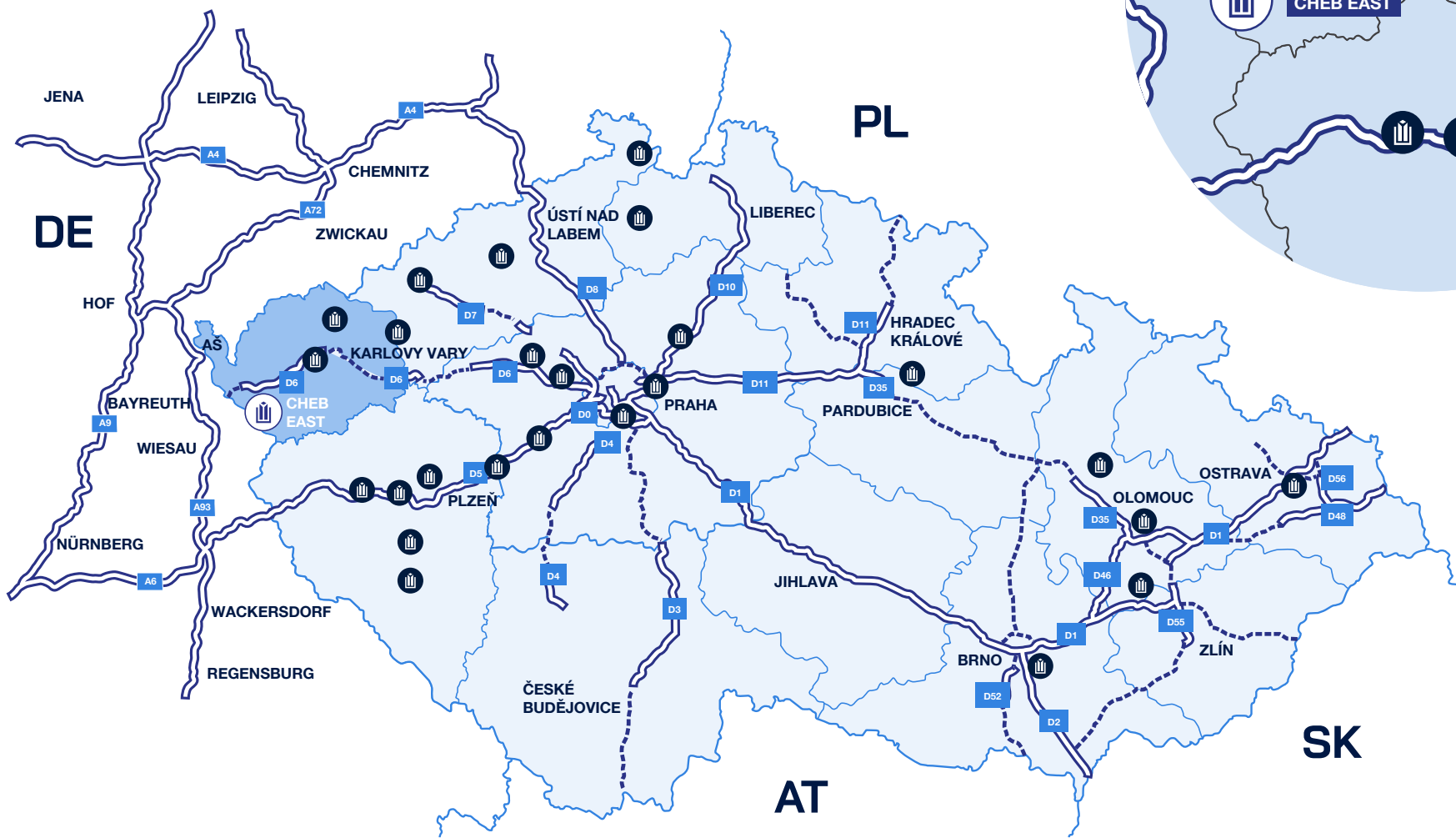
A

- ➡ **CHEB** (11 km, 15 min)
- ⬅ **GERMAN BORDERS** (18.5 km, 14 min)
- ➡ **KARLOVY VARY** (36 km, 21 min)

SOKOLOV (23 km, 13 min) ➡

PILSEN (96 km, 70 min) ➡

Panattoni Parks in Czech Republic



Supporting structure

- Pad or pilot foundations, insulated plinth panels up to 300 mm above floor
- Prefabricated concrete columns in 12 × 24 m grid or per layout
- Prefabricated concrete or steel roof beams, clear height of 10 m

Floor

- Fibre reinforced concrete floor, PE membrane, cut joints, 180 mm thick, surface treated with hardener
- Load capacity of 50 kN/sq m, 60 kN point load
- Flatness according to DIN 1822, table 3, line 3

Roof

- Corrugated steel sheets, mineral wool insulation, PVC membrane
- Free load capacity of 15 kg/sq m for clients installations
- Min. 2% of skylights in warehouse area
- Syphonic drainage system, emergency overflows

Facade

- Horizontal sandwich panels with mineral wool insulation
- Prefabricated concrete facade around docks to approx. 4.5 m height
- Double glazed windows in offices

Docks

- 1× electrically operated 3.0 × 3.0 m dock for each 1,000 sq m of hall
- Each dock equipped with hydraulic leveller, 60 kN capacity, PE shelter, wheel guides
- 1× electrically operated 4.0 × 4.5 m drive-in gate for each 5,000 sq m of hall



Hall installations

- Gas Sahara heaters or infrared gas radiators, heating according to norms for warehousing
- ESFR sprinklers under roof, FM Global certified tank and pumps
- 200 lux LED lighting (excluding influence of clients installations)
- 1× 630 kVA dry transformer station per each 25,000 sq m of hall

Production upgrade (optional)

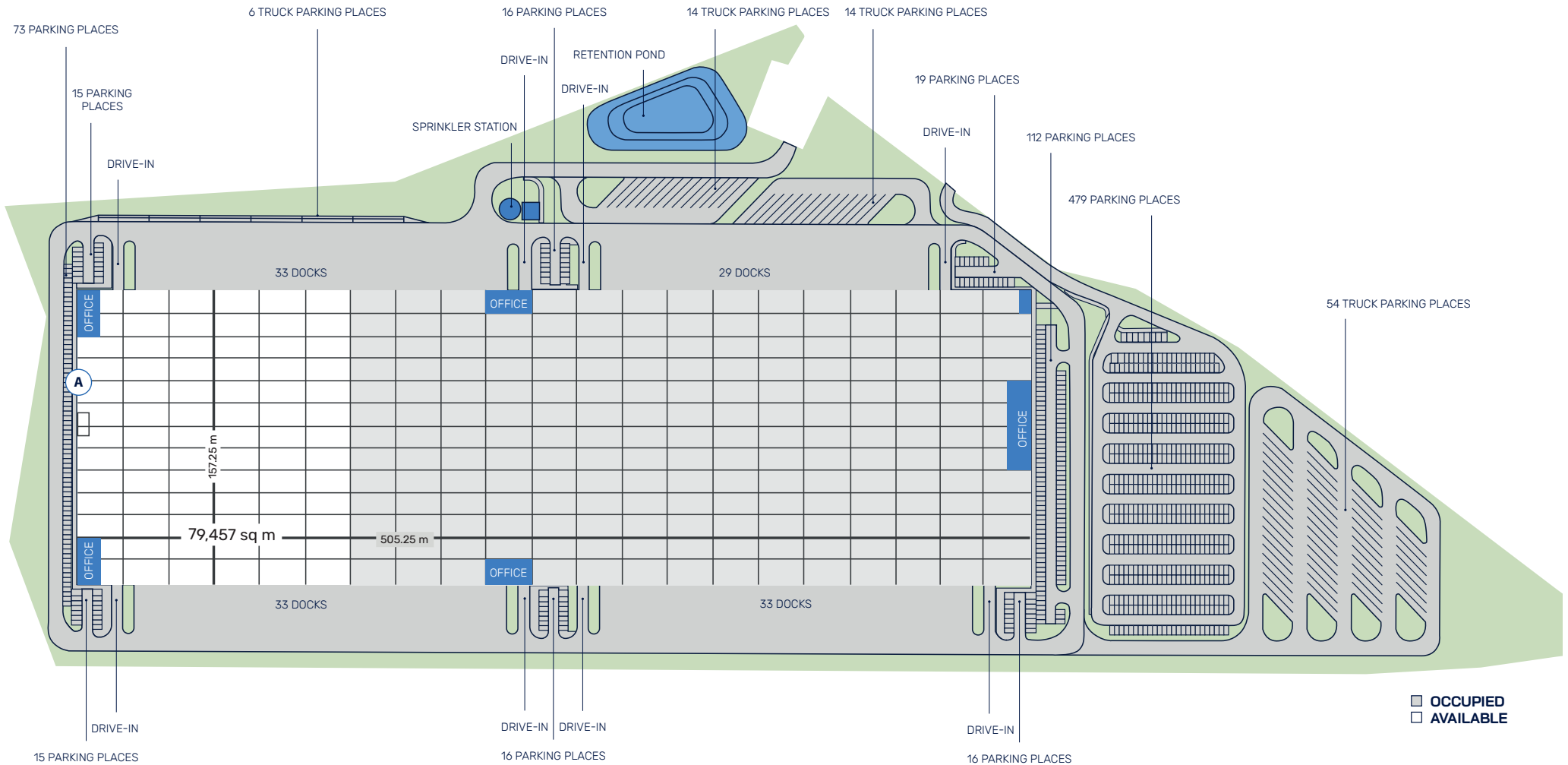
- Increased facade and roof insulation
- Heating and ventilation in accordance with code for manufacturing (assembly)
- 300 lux LED lighting (excluding influence of clients installations)
- Increased percentage of skylights area

Offices

- 2 level custom designed in-built, incl. offices, socials, locker rooms, day room, excl. furniture and appliance
- Aluminium entrance door with canopy to entrance lobby
- Tiles, carpets or PVC floor surfaces, suspended mineral ceiling panels
- Social rooms with ceramic fixtures, wall tiles, and basic accessories
- PVC cable trays below windows, 2× 220 V socket each 8 sq m
- Server room with 2 split units and antistatic PVC floor
- Top cooling

Outside areas

- Hard areas from concrete pavers, sloped for drainage
- 2 m high mesh fence, entrance barriers and manual gate
- Green areas with grass, bushes, and trees



TOTAL BUILT-UP AREA	79,457 sq m
BUILDING A - AVAILABLE	18,200 sq m

WAREHOUSE
Column grid
Clear height
Floor loading
ESFR sprinkler system
LED lighting

12 m × 24 m
10 m
5 t/sq m

SUSTAINABILITY TRENDS
BREEAM Excellent certified
Option for heat pumps and photovoltaics

OUR REFERENCES

Panattoni Park Cheb



Location: Cheb, Karlovy Vary Region

Size: 103,000 sq m

Industry: Distribution centre

Year of completion: 2021

Panattoni Park Chomutov North



Location: Jirkov, Ústí Region

Size: 37,000 sq m

Industry: Production

Year of completion: 2023

Panattoni Park Kojetín



Location: Kojetín, Olomouc Region

Size: 187,000 sq m

Industry: E-commerce

Year of completion: 2022

Panattoni Park Stříbro



Location: Ostrov u Stříbra, Pilsen Region

Size: 79,400 sq m

Industry: Production

Year of completion: 2015–2019 (3 phases)



PANATTONI CZECH REPUBLIC DEVELOPMENT

ŠPORKOVSKÝ PALÁC | V CELNICI 1034/6

110 00 PRAHA 1 | ČESKÁ REPUBLIKA

WWW.PANATTONIEUROPE.COM

COMMERCIALCZ@PANATTONI.COM